

OPTIMIZE COATING CHARACTERIZATION



OPTICAL FILM FORMATION ANALYZER

REALISTIC TESTING CONDITIONS

The only instrument to precisely characterize coating properties without stress.

FILM FORMATION

Characteristic times determination

- Drying times
- Open times
- Curing times

DRYING MECHANISM


Characteristic drying signature identification : particle packing, particle deformation, curing...

ADAPTABLE MEASURING HEADS

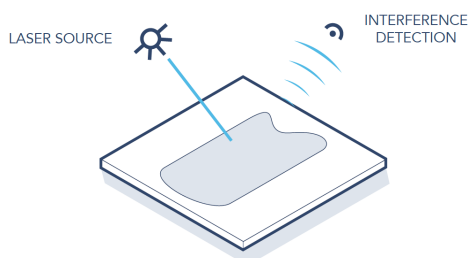
Up to 4 measuring head possibilities to simultaneously compare coating properties.

OPTICAL FILM FORMATION ANALYZER

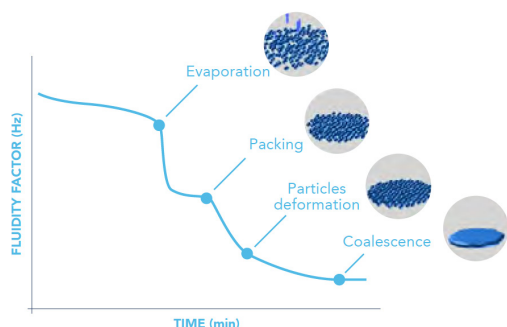
CurinScan Classic allows the monitoring of nanoscale mobility during the curing and drying process. Thanks to the Nanosacle Mobility Analysis (NMA), it identifies the drying & curing mechanisms (evaporation, packing, hardening...) and the characteristic times (Open time, dry-surface, drythrough...). The measurement is in-situ, contactless and works on any type of substrate (glass, metallic, paper, wood...).



MEASUREMENT PRINCIPLE



CurinScan Classic is based on Nanosacle Mobility Analysis (NMA) and detects particle Brownian motion. A thorough analysis of wave interferences, due to particle mobility, provides information about the properties of the structure. During film formation, different mechanisms can be detected: evaporation, packing, deformation...and characteristic parameters of coatings can be determined.



KEY BENEFITS

NON-CONTACT FILM FORMATION ANALYSIS

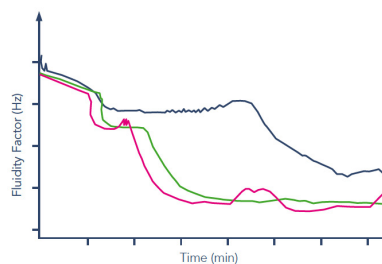
- Long term analysis without stress.
- Film formation monitoring and drying mechanisms identification.

SIMPLE EXPERIMENTAL SET-UP

- Easy sample manipulations, compatible with automatic coater for better thickness control and applications (from 5µm to 3mm).
- Up to 4 measuring heads for direct coating comparison.

ADAPTED SUBSTRATES

Multiple possibilities of substrates to better reproduce actual application conditions : Glass, Ceramic, Wood, Metal...



Style	Name	All	Hide	Time 1	Time 2	Time 3
Sample 1				6min31s	10min51s	15min31s
Sample 2				5min23s	9min36s	12min13s
Sample 3				6min22s	22min34s	31min14s



APPLICATIONS



Pains & Inks



Batteries & Electronics



Cosmetics



Polymers

TECHNICAL SPECIFICATIONS

Technology	MS-DWS 650 or 850 nm
Applied Thickness	5 µm - 3 mm
Simultaneous Measurements	1 to 4
Temperature Range	Room Temperature (RT)
Measurement Time	Seconds to Days
Automatic Applications	Compatible with automatic coater
Dimensions	70 x 60 x 62 cm
Weight	45 kg

Distributore per l'Italia:

ALFATEST
strumentazione scientifica

alfatest@alfatest.it
06 87465556/7

www.alfatest.it
www.alfatestbio.it
www.alfatestlab.com

